






Race 2 - Boys Varsity/Open- SWOC - 5K

10/12/2024 - 9:45 AM

Team Results - SWOC Varsity

Place	Team	Score	Team Time	Runner Avg	Avg Mile	5 Man Gap	Finish Order	Scoring Order
1	 Talawanda	21	1:24:25	16:53	5:27	2:40	1-2-3-5-10-13-16	1-2-3-5-10-13-16
2	 Harrison	34	1:29:56	18:00	5:48	1:47	4-6-7-8-9-11-14	4-6-7-8-9-11-14
3	 Cin. Northwest	81	1:47:12	21:27	6:55	5:13	12-15-17-18-19	12-15-17-18-19



Race 2 - Boys Varsity/Open- SWOC - 5K

10/12/2024 - 9:45 AM

Individual Results - SWOC Varsity



Place	Name	Grade	Team	Time	Points
1	Bryson Fears	12	Talawanda	16:05.7	1
2	Garrison Franks	11	Talawanda	16:06.1	2
3	Fletcher Rodbro	9	Talawanda	16:16.0	3
4	James Kirby	11	Harrison	16:55.4	4
5	Max Bixler	12	Talawanda	17:11.4	5
6	Mason Barnes	10	Harrison	17:40.1	6
7	Rory Summers	11	Harrison	17:57.9	7
8	Keagan Lockhart	12	Harrison	18:40.4	8
9	AJ Willis	12	Harrison	18:41.8	9
10	Derek Manukian	9	Talawanda	18:45.0	10
11	Devin Fliter	12	Harrison	18:46.3	11
12	Youssef Elkhaliili	11	Cin. Northwest	18:54.3	12
13	Josh Saul	11	Talawanda	19:02.7	13
14	Zachary Cannon	12	Harrison	19:08.9	14
15	Kevin Gonzalez	12	Cin. Northwest	19:20.1	15
16	Jesse Troy	11	Talawanda	19:34.1	16
17	Jaydon Waites	9	Cin. Northwest	21:44.5	17
18	Ahmahd Thompson	11	Cin. Northwest	23:06.2	18
19	Khaylen Cotton	10	Cin. Northwest	24:06.5	19



Race 2 - Boys Varsity/Open- SWOC - 5K

10/12/2024 - 9:45 AM

Team Results - SWOC Open

Place	Team	Score	Team Time	Runner Avg	Avg Mile	5 Man Gap	Finish Order	Scoring Order
1	 Harrison	15	1:39:08	19:50	6:23	0:47	1-2-3-4-5-6-7	1-2-3-4-5-6-7
DNP	 Talawanda		1:27:28	21:52	7:03		10-11-16-17	4 Runners



Race 2 - Boys Varsity/Open- SWOC - 5K

10/12/2024 - 9:45 AM

Individual Results - SWOC Open

Place	Name	Grade	Team	Time	Points
1	Isaiah Delafield	12	Harrison	19:27.5	1
2	Owen Lanham	9	Harrison	19:37.8	2
3	Alexander Krise	11	Harrison	19:45.1	3
4	Matthew Rudolph	12	Harrison	20:02.9	4
5	Maxwell Chesnut	10	Harrison	20:13.9	5
6	Jacob Rudolph	10	Harrison	20:23.4	6
7	Parker Hotopp	10	Harrison	20:23.5	7
8	Bennett Ahr	10	Harrison	20:30.5	
9	Kyle Lill	12	Harrison	20:32.6	
10	Jaden Dominguez	11	Talawanda	20:49.4	
11	Noah Grantz	10	Talawanda	21:06.6	
12	Mason Richardson	11	Harrison	21:18.8	
13	Chase Turner	12	Harrison	21:19.4	
14	Grayden Krise	9	Harrison	21:27.0	
15	Ryan Morris	10	Harrison	22:12.8	
16	Will Rasmussen	9	Talawanda	22:43.1	
17	Thomas Harper	12	Talawanda	22:48.2	
18	Conner Hannon	10	Harrison	23:52.3	
19	Liam Beverley	9	Harrison	24:01.3	
20	Taige Clark	10	Harrison	24:02.4	
21	Johnathon Tallent	9	Harrison	27:11.1	

